




Student Health & Counseling Center



Health Fee Proposal
AY 2025/2026



Request:

\$183 in person/Monmouth

- Currently \$175

\$136 online/Salem

- Currently \$130

- 5% increase to maintain current service levels
- With increase, we are still negative 92k
- With 0% increase, we are negative 170k and would reduce staff FTE, reducing availability and increasing wait times. This is a consequence of reduced enrollment and reduced FTE as counselors leave for higher paying jobs.



Other Oregon University Health Fees

	24/25	25/26
WOU	\$175/130	(\$175-183/\$130-136)
SOU	\$187 (+ \$15/appt)	\$187 (+copay)
EOU	\$230	\$239
PSU	\$202	\$210
OSU	\$229	\$244
U of O	\$256	\$263

Current Staffing



Administratio

Front Office Staff

- 1 front office staff since COVID
- 2 vacancies - no plan to fill this year

Health Promotion

- Still vacant



Medical


- Hired female provider @ 2 days/week
- Other provider @ 4 days/week
- Psychiatric Mental Health Nurse Practitioner - retiring @ .6FTE
- Psychiatrist onboarding @ .4FTE (savings of 50k)



Counseling

- Last year hired 2 full time counselors
- Still down 1.5 counselors but no plan to fill them this year

Benefits of SHCC Services




Student Feedback (23/24 Survey)

- Easy to access
- “I can tell the staff actually care about me.”
- Respectful, friendly environment
- Affordable/low cost
- “Always there when you need it!”
- “I am so thankful you guys were the light in the dark. Thank you.”

Retention (23/24 Survey)

- 79% of students say SHCC services has been important in their ability to continue their education
- 81% of students say the health fee seems low or reasonable/fair



Counseling

TYPE	23/24	24/25	NOTES:
SUMMER	241	290	Most since tracking began in 2017
FALL	764	1023	Most in past 5 years
WINTER (1st 4 weeks)	383	387	Already seeing increase in services
INTAKES	207	221	Fall terms only
CRISIS	66	83	Fall terms only


- ❖ Need \$ to match services because enrollment is not getting us there.
- ❖ Not only are we seeing more students, the acuity is significantly higher (suicide, trauma, depression, anxiety)

Medical

TYPE	23/24	24/25	NOTES:
SUMMER	76	100	Most in past 5 years
FALL	712	698	About the same; saw 552 the year before so overall much increased
WINTER (1st 4 weeks)	211	257	Already significant increase in services



<p><u>Current ~ Fee Income</u></p>	<p>This includes data on what SHCC has earned in fees this academic year (Summer, Fall, Winter). It also shows the predicted headcount vs. the actual headcount of fee paying students.</p>
<p><u>Future ~ Fee Predictions</u></p>	<p>This includes data on what our bottom line would look like depending on the Health Fee.</p>



Thanks!

Does anyone have any questions?

scrogginsb@wou.edu

503.838.8313

www.wou.edu/health



CREDITS: This presentation template was created by [Slidesgo](#), and includes icons by [Flaticon](#), and infographics & images by [Freepik](#)

Please keep this slide for attribution